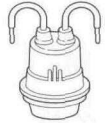

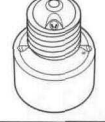


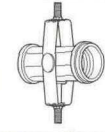


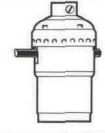

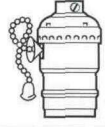


Electrical Accessories Incandescent Lampholders

	Catalog Number	Rating	Description
	201	660W 250V	Pigtail, medium base, rubber, for temporary lighting
	341-DU4	660W 250V	Medium base, multi-lampholder cluster, 3 lights 1/8" IPS male (top & bottom)
	2005	660W 250V	Socket extensions, medium-to-medium, one piece porcelain
	2006	660W 250V	Socket extensions, medium-to-medium, one piece phenolic
	3152-8	660W 250V	Medium base, porcelain, keyless, single circuit, fixture pan with 1/8" IPS hickey
	3352-F	660W 250V	Medium base, phenolic, keyless, screw terminals, short base
	4015-D4F	660W 250V	Medium base, multi-lampholder cluster, 2 lights 1/8" IPS male (top & bottom)
	4155	660W 250V	Candle socket, bottom turn knob, one piece, phenolic body
	7070-PG	250W 250V	Medium base, metal shell, removable turn knob, electrolier, 2 circuits, 3 terminals
	7070-M		Interior only for 7070-PG
	7090-PG	250W 250V	Medium base, metal shell, removable turn knob, electrolier, 2 circuits
	7090-M		Interior only for 7090-PG
	6098-PG	660W 250V	Medium base, push through, metal shell, electrolier, single circuit
	7080-M		Interior only for 6098-PG
	10083-16	250W 250V	Medium base, metal shell, removable turn knob, single circuit, electrolier, 1/8" IPS tapped bushing w/set screw
	10083-M		Interior only for 10083-16
	19980-PG	660W 250V	Medium base, metal shell, pull chain, electrolier, single circuit, 1/8" IPS tapped bushing w/set screw
	8002-M		Interior only for 19980