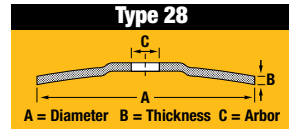


## TYPE 28 BONDED ABRASIVES

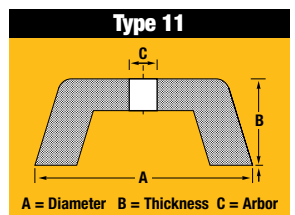
**HP HIGH Performance** GRINDING WHEELS



CAT #	DIA.	THICKNESS	ARBOR	GRIT	APPLICATION	MAX RPM	PACK
<b>1/4" Metal Grinding</b>							
DW8445	7"	1/4"	7/8"	A24R	Flat Metal Grinding	8,700	10
DW8446	7"	1/4"	5/8"-11	A24R	Flat Metal Grinding	8,700	10
DW8447	9"	1/4"	7/8"	A24R	Flat Metal Grinding	6,600	10
DW8448	9"	1/4"	5/8"-11	A24R	Flat Metal Grinding	6,600	10

## TYPE 11 BONDED ABRASIVES

**XP EXTENDED Performance** CUP WHEELS



CAT #	DIA.	THICKNESS	ARBOR	GRIT	APPLICATION	MAX RPM	PACK
<b>Metal Grinding</b>							
DWA4965	6"	2"	5/8"-11	ZA16Q	Cast Iron, Bronze, Brass, Steel Castings	6,000	10

**HP HIGH Performance** CUP WHEELS



CAT #	DIA.	THICKNESS	ARBOR	GRIT	APPLICATION	MAX RPM	PACK
<b>Metal Grinding</b>							
DW4960	4"	2"	5/8"-11	A16R	Metal Surface Grinding	9,000	10
DW4962	5"	2"	5/8"-11	A16R	Metal Surface Grinding	7,000	10
DW4964	6"	2"	5/8"-11	A16R	Metal Surface Grinding	6,000	10
<b>Masonry Grinding</b>							
DW4961	4"	2"	5/8"-11	C16R	Masonry Surface Grinding	9,000	10
DW4963	5"	2"	5/8"-11	C16R	Masonry Surface Grinding	7,000	10
DW4965	6"	2"	5/8"-11	C16R	Masonry Surface Grinding	6,000	10



**HP HIGH Performance** FLEXIBLE GRINDING DISC

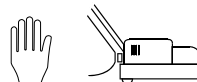


CAT #	DIA.	ARBOR	GRIT	APPLICATION	MAX RPM	PACK
<b>Concrete, Masonry, Aluminum, Paint / General Purpose</b>						
DWAH216C	4-1/2"	7/8"	C16	Concrete, Masonry, Aluminum, Paint / General Purpose	13,200	10
DWAH224C	4-1/2"	7/8"	C24	Concrete, Masonry, Aluminum, Paint / General Purpose	13,200	10
DWAH236C	4-1/2"	7/8"	C36	Concrete, Masonry, Aluminum, Paint / General Purpose	13,200	10
DWAH716C	7"	7/8"	C16	Concrete, Masonry, Aluminum, Paint / General Purpose	8,600	10
DWAH724C	7"	7/8"	C24	Concrete, Masonry, Aluminum, Paint / General Purpose	8,600	10
DWAH736C	7"	7/8"	C36	Concrete, Masonry, Aluminum, Paint / General Purpose	8,600	10




## CUPSTONE

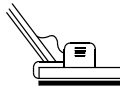
**HP HIGH Performance** HAND & FLOOR RUB



CAT #	DIA.	THICKNESS	HEIGHT	GRIT	APPLICATION	PACK
<b>Plain</b>						
DWA4960	4"	2"	2"	C10	Concrete, Stone & Brick Flooring	6
DWA4961	4"	2"	2"	C24	Concrete, Stone & Brick Flooring	6
DWA4963F	6"	2"	2"	C24	Concrete, Stone & Brick Flooring	6
DWA4963	6"	3"	1"	C24	Concrete, Stone & Brick Flooring	1
DWA4964	8"	3-1/2"	1-1/2"	C24	Concrete, Stone & Brick Flooring	1



## NON-WOVEN FLOORING *(continued)*



CAT #	DIA	APPLICATION	PACK
DWAJ172B	17"	Wood & Tile Heavy Duty Finishing	5
DWAJ172G	17"	Wood & Tile Cleaning & Scrubbing	5
DWAJ172R	17"	Wood & Tile Light Polishing After Treatment	5
DWAJ172T	17"	Wood & Tile Light Polishing & Buffing	5
DWAJ172W	17"	Wood & Tile Fine Polishing	5

CAT #	WIDTH	LENGTH	APPLICATION	PACK
DWAJ182R	12"	18"	Wood & Tile Light Polishing After Treatment	5
DWAJ182W	12"	18"	Wood & Tile Fine Polishing	5

## DIAMONDS



**METAL CUTTING**



CAT #	DIA.	EDGE THICKNESS	ARBOR SIZE	APPLICATION	MAX RPM
DW8500	14"	3/32"	1"	Metal Cutting	4,300



**100X LIFE\*\***  
\*\*vs. Standard DeWALT Chop Saw Blades

SCAN FOR MORE INFO



**CUP GRINDING WHEELS**



CAT #	DIA.	ARBOR	NUMBER OF ROWS	APPLICATION	MAX RPM
DW4770	4"	5/8"-11	Single Row	Heavy-Duty Masonry Grinding	15,200
DW4772	4"	5/8"-11	Double Row	General Purpose Masonry Grinding	15,200
DW4772T	4"	5/8"-11	Turbo	Smooth Finish Masonry Grinding	15,200
DW4774	4-1/2"	5/8"-11	Double Row	General Purpose Masonry Grinding	13,300
DW4776	5"	5/8"-11	Single Row	Heavy-Duty Masonry Grinding	12,200
DW4777	5"	5/8"-11	Double Row	General Purpose Masonry Grinding	12,200
DW4777T	5"	5/8"-11	Turbo	Smooth Finish Masonry Grinding	12,200
DW4771	7"	5/8"-11	Single Row	Heavy-Duty Masonry Grinding	8,600
DW4773	7"	5/8"-11	Double Row	General Purpose Masonry Grinding	8,600
DW4773T	7"	5/8"-11	Turbo	Smooth Finish Masonry Grinding	8,600



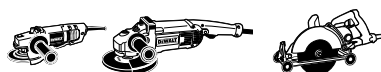
**SEGMENTED BLADES**



CAT #	DIA.	EDGE THICKNESS	SEGMENT HEIGHT	ARBOR SIZE	APPLICATION	MAX RPM
DW4711	4"	.080"	7mm	5/8", 7/8", 20mm	Masonry Cutting	15,200
DW4713	4-1/2"	.080"	7mm	7/8"	Masonry Cutting	13,300
DW4778	5"	.080"	7mm	7/8"	Masonry Cutting	12,200
DW4714	7"	.095"	7mm	5/8", 7/8", ♦	Masonry Cutting	8,700
DW4716	12"	.125"	7mm	1", 20mm	General Purpose Cutting	6,300
DW4747	12"	.125"	7mm	1", 20mm	Fast Cutting	6,300
DW4743	12"	.125"	7mm	1", 20mm	Cured Concrete Cutting	6,300
DW4745	12"	.125"	7mm	1", 20mm	Asphalt or Green Concrete Cutting	6,300
DWA47421	14"	.125"	7mm	1", 20mm	General Purpose Cutting	5,400
DW4748	14"	.125"	7mm	1", 20mm	Fast Cutting	5,400
DW4744	14"	.125"	7mm	1", 20mm	Cured Concrete Cutting	5,400
DW4746	14"	.125"	7mm	1", 20mm	Asphalt or Green Concrete Cutting	5,400



**SEGMENTED BLADES**



CAT #	DIA.	EDGE THICKNESS	SEGMENT HEIGHT	ARBOR SIZE	APPLICATION	MAX RPM
DW4781	4"	.080"	7mm	5/8", 7/8", 20mm	Masonry Cutting	15,200
DW4782	4-1/2"	.080"	7mm	7/8"	Masonry Cutting	13,300
DW4783	5"	.080"	7mm	7/8"	Masonry Cutting	12,200
DW4784	7"	.095"	7mm	5/8", 7/8", ♦	Masonry Cutting	8,700



*(continued on next page)*