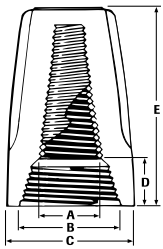


Wire-Nut® Wire Connectors

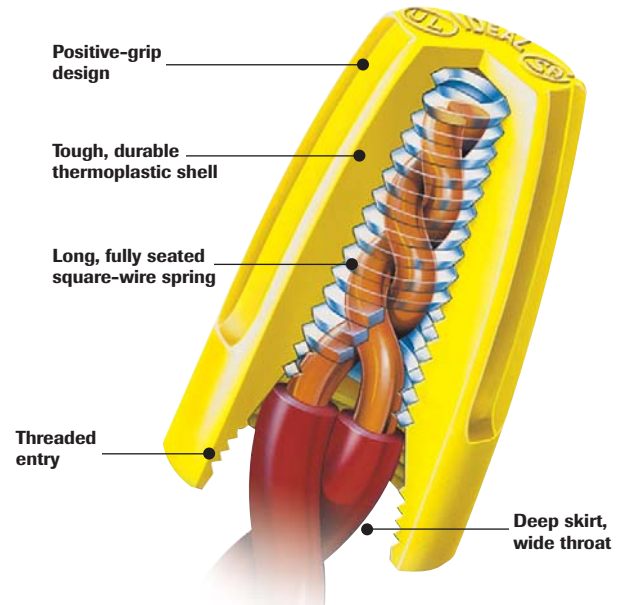
- Five color-coded models cover a full range of wire sizes from 22 - 8 AWG
- Fixed, square-wire spring creates its own threads – maintains a secure positive grip that will not relax over time
- No pre-twisting required – positive grip design provides fast, easy installation
- Deep, wide skirt helps protect against flash-over and turned-back strands for maximum dielectric protection
- Reusable for easy circuit changes and additions
- Tough, UL94V-2 flame-retardant shell rated at 105°C (221°F)
- UL Listed to 486C and CSA certified to C22.2 #188; comply with Federal Specification W-S-610E
- Classified in accordance with IEC Publications 998-2 and 998-2-4



Dimensions (Inches/mm)



Model	A	B	C	D	E
71B®	11/64 4.5	1/4 6.5	21/64 8	11/64 4.5	37/64 15
72B®	11/64 4.5	5/16 8	25/64 10	3/16 5	45/64 18
73B®	11/64 4.5	11/32 9	7/16 11	11/32 9	55/64 22
74B®	17/64 7	7/16 11	35/64 14	5/16 8	61/64 24
76B®	9/32 7	1/2 13	19/32 15	3/8 10	1-1/16 27



Model	Color	Wire Combination Range	Wire Combination Range (mm)	Quantity	Cat. No.
71B®	Gray	300V 22 to 16 AWG Min. 2 #22 – Max. 2 #16	300V ,34mm ² to 1,5mm ² Min. 2-,34mm ² Max. 3-1,5mm ²	Box of 100	30-071
				Carton of 1,000	30-171
				Keg of 25,000 (loose pack)	30-271
				Barrel of 150,000	30-871
72B®	Blue	300V 22 to 14 AWG Min. 2 #22 – Max. 3 #16	300V ,34mm ² to 2,5mm ² Min. 2-,34mm ² Max. 3-1,5mm ²	Box of 100	30-072
				Carton of 1,000	30-172
				Keg of 10,000 (loose pack)	30-272
				Barrel of 85,000	30-872
73B®	Orange	600V* 22 to 14 AWG Min. 1 #18 & 1 #20 Max. 4 #16 & 1 #20	600V* ,34mm ² to 2,5mm ² Min. 1-,75mm ² w/1-,50mm ² Max. 4-1,5mm ² w/1-,50mm ²	Box of 100	30-073
				Jar of 300	30-073J
				Carton of 1,000	30-173
				Keg of 10,000 (20 bags, 500 ea.)	30-273
74B®	Yellow	600V* 18 to 12 AWG Min. 2 #18 Max. 4 #14 & 1 #18	600V* ,75mm ² to 4,0mm ² Min. 2-,75mm ² Max. 4-2,5mm ² w/1-,75mm ²	Keg of 10,000 (loose pack)	30-673
				Barrel of 50,000	30-873
				Box of 100	30-074
				Jar of 175	30-074J
76B®	Red	600V* 18 to 10 AWG Min. 2 #14 Max. 2 #10 & 2 #12	600V* ,75mm ² to 6,0mm ² Min. 2-2,5mm ² Max. 2-6,0mm ² w/2-4,0mm ²	Carton of 1,000	30-174
				Keg of 5,000 (10 bags, 500 ea.)	30-274
				Keg of 10,000 (loose pack)	30-674
				Barrel of 35,000	30-874
				Box of 100	30-076
				Carton of 1,000	30-176
				Keg of 5,000 (20 bags, 250 ea.)	30-276
				Barrel of 15,000	30-876

*1,000V maximum in fixtures and signs

High Temperature Wire-Nut® Wire Connectors

All of the Wire-Nut® Wire Connector features plus:

- Black, thermoplastic shell specially designed to withstand the extreme heat build-up commonly found in high-wattage light fixtures and signs. UL Listed to 150°C (302°F)
- Four models to cover wire ranges from 22 through 12 AWG

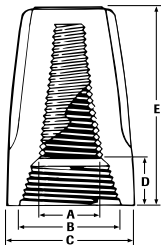


Model	Color	Wire Combination Range	Wire Combination Range (mm)	Quantity	Cat. No.
71B®	Black	300V 22 to 16 AWG Min. 2 #22 Str Max. 2 #16	300V ,34mm² to 1,5mm² Min. 2-,34mm² Max. 2-,1,5mm²	Carton of 1,000	30-151
				Keg of 25,000 (loose pack)	30-251
72B®	Black	300V 22 to 14 AWG Min. 2 #22 Max. 3 #16	300V ,34mm² to 2,5mm² Min. 2-,34mm² Max. 3-,1,5mm²	Carton of 1,000	30-152
				Keg of 10,000 (loose pack)	30-252
73B®	Black	600V* 22 to 14 AWG Min. 1 #18 w/1 #20 Max. 4 #16 & 1 #20	600V* ,34mm² to 2,5mm² Min. 1-,75mm² w/1-,50mm² Max. 4-,1,5mm² w/1-,50mm²	Carton of 1,000	30-153
				Keg of 10,000 (loose pack)	30-253
59B™	Black	600V* 22 to 12 AWG Min. 2 #20 Max. 3 #14	600V* ,34mm² to 4,0mm² Min. 2-,5mm² Max. 3-,2,5mm²	Box of 100	30-059
				Carton of 1,000	30-159
				Keg of 5,000 (loose pack)	30-259

*1,000V maximum in fixtures and signs



Dimensions (Inches/mm)



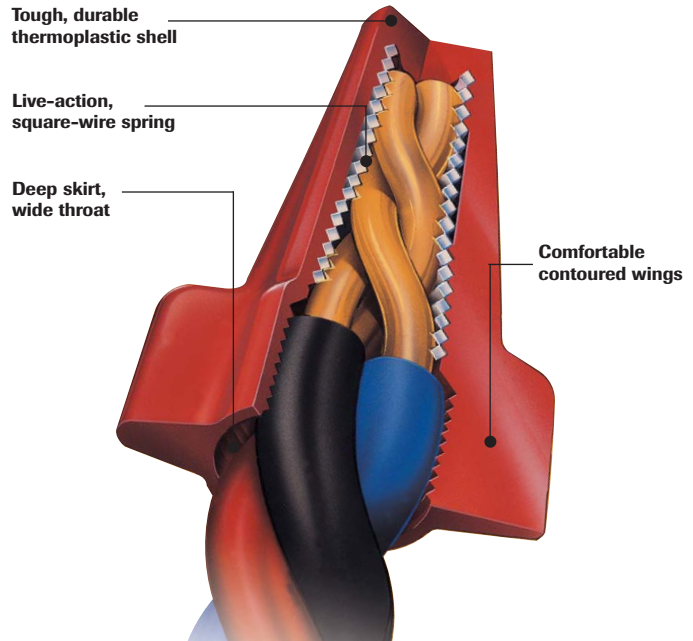
Model	A	B	C	D	E
71B®	5/32	1/4	21/64	13/64	37/64
Black	4	6.5	8	5	15
72B®	13/64	5/16	25/64	15/64	45/64
Black	5	8	10	6	18
73B®	13/64	23/64	7/16	3/8	55/64
Black	5	9	11	9.5	22
59B™	13/64	13/32	31/64	37/64	1-1/16
Black	5	10	12	14.5	27

Wing-Nut® Wire Connectors

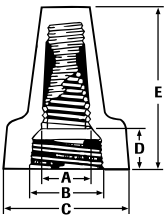
- Three color-coded models cover a full range of wire sizes from 18 through 6 AWG
- Specially designed contoured wings provide a secure grip for extra leverage on maximum wire combinations
- Live-action spring expands to accept wire shape and size with no pre-twisting required
- Square-wire spring threads directly onto conductors for fast, secure connections
- Deep skirt helps protect against flash-over and turned-back strands for maximum dielectric protection
- Easily removed for repeat usage on same size or larger wire combinations
- Tough, UL 94V-2 flame-retardant shell rated at 105°C (221°F)
- UL Listed to 486C and CSA Certified to C22.2 #188; comply with Federal Specification W-S-610E
- Classified in accordance with IEC Publications 998-2 and 998-2-4



Wire Connectors



Dimensions (Inches/mm)



Model	A	B	C	D	E
451°	15/64 6	11/32 9	11/16 18	5/16 8	1-1/64 26
452°	21/64 8.5	15/32 12	15/16 24	5/16 8	1-15/64 31.5
454°	7/16 11	5/8 16	1-3/16 30	13/32 10.5	1-15/32 37.5
92°	21/64 8.5	13/32 10.5	29/32 23	9/32 10	1-5/32 30

Model	Color	Wire Combination Range	Wire Combination Range (mm)	Quantity	Cat. No.
451°	Yellow	600V* 18 thru 10 AWG Min. 2 #18 Max. 3 #12	600V* ,75mm ² to 6,0mm ² Min. 2-,75mm ² Max. 3-4,0mm ²	Box of 100	30-451
				Jar of 225	30-451J
				Jar of 500	30-651J
				Carton of 1,000	30-551
				Keg of 5,000 (10 bags, 500 ea.)	30-651
452°	Red	600V* 18 thru 8 AWG Min. 2 #18 Max. 4 #10	600V* ,75mm ² to 10,0mm ² Min. 2-,75mm ² Max. 4-6,0mm ²	Barrel of 35,000	30-851
				Box of 100	30-452
				Jar of 300	30-452J
				Jar of 500	30-652J
				Carton of 1,000	30-552
454°	Blue	600V* 14 thru 6 AWG Min. 3 #12 Max. 1 #6 & 2 #8	600V* 2,5mm ² to 16,0mm ² Min. 3-4,0mm ² Max. 2-16,0mm ² w/1-4,0mm ²	Keg of 5,000 (10 bags, 500 ea.)	30-652
				Barrel of 25,000	30-852
				Box of 50	30-454
				Keg of 2,500 (25 bags, 100 ea.)	30-654


*1,000V maximum in fixtures and signs

Model	Wire Combinations
451 Yellow	Min 2 #18 ————— Max 3 #12
452 Red	Min 2 #18 ————— Max 4 #10 ————— Max 1 #6 & 2 #8
454 Blue	Min 3 #12 ————— Max 1 #6 & 2 #8



Greenie® Grounding Connector

- Designed for making ground connections and bonding non-metallic sheathed cable
- Contoured wings for maximum leverage
- Live-action, square-wire spring provides superior grounding connections
- Tough, UL 94V-2 flame-retardant shell
- UL Listed to 467 and CSA Certified to C22.2 #188; complies with Federal Specification W-S-610E



Model	Wire Combination Range	Wire Combination Range (mm)	Quantity	Cat. No.
92®	14 thru 10 AWG Min. 2 #14 Max. 3 #12 & 1 #14	2,5mm ² to 6,0mm ² Min. 2-2,5mm ² Max. 3-4,0mm ² w/1-2,5mm ²	Box of 100	30-092
			Jar of 150	30-092J
			Carton of 1,000	30-192
			Keg of 5,000 (10 bags, 500 ea.)	30-292



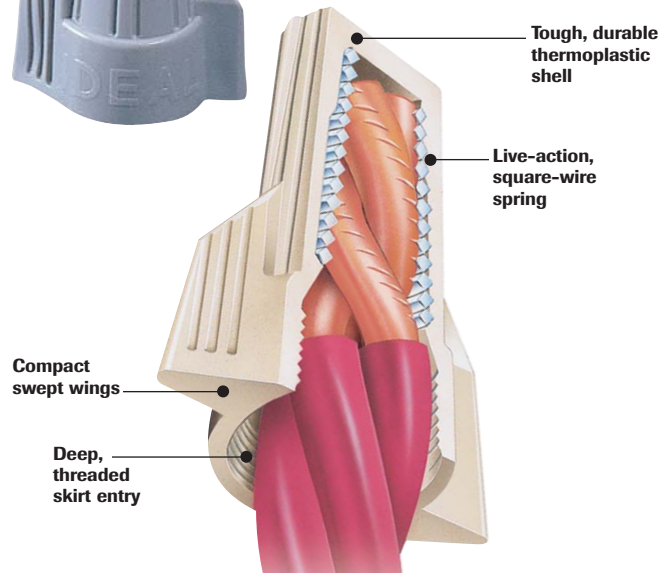

Greenie® Grounding Connector fully meets the intent of the N.E.C. and specifically aids in compliance with the following:

ARTICLE 250: GROUNDING

- 250-146 Connecting Receptacle Grounding Terminal to Box
- 250-148 Continuity and Attachment of Equipment Grounding Conductors to Boxes
 - (B) Grounding continuity
 - (D) Nonmetallic boxes

Twister® Wire Connectors

- Exceptional wire-range capacity – three models handle wire combinations from as small as 22 AWG to as large as 6 AWG
- Ribbed cap provides a secure grip and fast fingertip starts
- Swept wings offer extra leverage and less effort for large wire combinations
- Hexagonal shape accommodates standard nutdriver for tool installation
- Live-action, square-wire spring locks onto wire for safe, secure connections
- Deep skirt helps protect against flash-over and turned-back strands for maximum dielectric protection
- Tough, UL 94V-2 flame-retardant shell rated at 105°C (221°F)
- UL Listed to 486C and CSA Certified to C22.2 #188; comply with Federal Specification W-S-610E
- Classified in accordance with IEC Publications 998-2 and 998-2-4

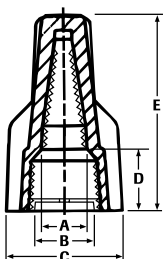


Model	Color	Wire Combination Range	Wire Combination Range (mm)	Quantity	Cat. No.
340°	Lt. Blue	600V* 22 thru 10 AWG Min. 2 #22 Max. 3 #12	600V* ,34mm ² to 4,0mm ² Min. 2-,34mm ² Max. 3-4,0mm ²	Box of 100	30-340
				Bag of 500	30-640
				Jar of 500	30-640J
				Barrel of 35,000	30-840
341°	Tan	600V* 22 thru 8 AWG Min. 3 #22 Max. 3 #10	600V* ,34mm ² to 10,0mm ² Min. 3-,34mm ² Max. 3-6,0mm ²	Box of 50	30-141
				Box of 100	30-341
				Jar of 400	30-441J
				Jar of 750	30-341J
				Carton of 1,000	30-541
				Keg of 5,000 (10 bags, 500 ea.)	30-641
				Barrel of 25,000	30-841
342°	Gray	600V* 18 thru 8 AWG Min. 3 #14 Max. 2 #8 w/2 #12	600V* ,75mm ² to 10,0mm ² Min. 3-2,5mm ² Max. 2-10,0mm ² w/2-4,0mm ²	Box of 25	30-142
				Box of 50	30-342
				Keg of 2,500 (10 bags, 250 ea.)	30-642

*1,000V maximum in fixtures and signs



Combination	2#22	3#22	3#14	3 #12	3#10	2#12 w/2#8
Cir Mil Area	1,280 (.65mm ²)	1,920 (.97mm ²)	12,330 (6.24mm ²)	19,590 (9.93mm ²)	31,140 (15.78mm ²)	46,080 (23mm ²)
340°	[Diagram showing wire range for 340°]					
341°	[Diagram showing wire range for 341°]					
342°	[Diagram showing wire range for 342°]					



Dimensions (Inches/mm)

Model	A	B	C	D	E
340° Lt. Blue	5/16 7.8	3/8 9.5	39/64 15.2	27/64 10.6	63/64 24.9
341° Tan	17/64 7	29/64 11.5	23/32 18	23/64 9	1-1/8 28.5
342° Gray	3/8 9.5	9/16 20	1.0 25.5	13/32 10.5	1-19/64 33

Twister[®] Wire Connector PRO

- SureGrip™ overmolding provides better grip for improved leverage and more torque
- Comfortable swept wings designed to help reduce hand fatigue
- Expanding square-wire spring provides a secure connection every time
- Better grip and more leverage for faster connections with less effort




Molded vertical grooves provide maximum grip

Patented swept-wing SureGrip™ design

Exceptional wire range and capacity
- Min. 2 #18
- Max. 4 #10



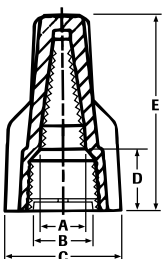
Wire Connectors

Model	Color	Wire Combination Range	Wire Combination Range (mm)	Quantity	Cat. No.
344	Red/Gray 	600V* 22 to 8 AWG Min. 2 #18 Max. 4 #10	600V* ,34mm ² to 10,0mm ² Min. 2-,75mm ² Max. 4-6,0mm ²	Tube of 25	30-144J
				Jar of 250	30-244J
				Jar of 500	30-644J

*1,000V maximum in fixtures and signs



Combination	Min. 2 #18	4 #14	5 #12	Max. 4 #10
344 [®]	[Progressive bar showing compatibility with wire combinations]			



Dimensions (Inches/mm)


Model	A	B	C	D	E
344 Red/Gray	11/32 8.8	1/2 12.7	15/16 23.5	7/16 10.7	1-1/4 31.8

WeatherProof™ and UnderGround™ Wire Connectors

- Silicone-based sealant protects against moisture and corrosion
- UL Listed to 486D for use in damp/wet locations or direct burial
- Easy to apply, pre-filled twist-on wire connectors
- Handles wire sizes from #20 to #6 copper conductors

WeatherProof™ – suitable for interior and exterior electrical connections exposed to rain or damp conditions.

UnderGround™ – suitable for use in a wide variety of direct burial and wet location electrical connections.



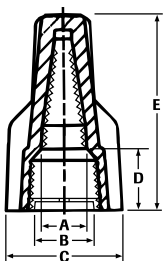
WeatherProof™ Wire Connectors

Model	Color	Wire Combination Range	Wire Combination Range (mm)	Quantity	Cat. No.
61	Blue/Orange	600V* 22 to 14 AWG Min. 2 #20 Max. 2 #14	600V* ,34mm ² to 4,0mm ² Min. 2-,5mm ² Max. 2-2,5mm ²	Card of 6	30-061
				Card of 25	30-161
				Box of 100	30-261
				Box of 1,000	30-361
62	Blue/Red	600V* 18 to 8 AWG Min. 2 #18 Max. 3 #10	600V* ,75mm ² to 10,0mm ² Min. 2-,75mm ² Max. 3-6,0mm ²	Card of 5	30-062
				Card of 20	30-162
				Box of 100	30-262
				Box of 1,000	30-362
63	Blue/Dr. Blue	600V* 16 to 6 AWG Min. 3 #14 Max. 2 #8 & 1 #10	600V* 1,5mm ² to 16,0mm ² Min. 3-2,5mm ² Max. 2-10,0mm ² w/1-6,0mm ²	Card of 3	30-063
				Card of 15	30-163
				Box of 100	30-263
				Box of 1,000 (yellow)	30-363

UnderGround™ Wire Connectors

Model	Color	Wire Combination Range	Wire Combination Range (mm)	Quantity	Cat. No.
60	Blue/Blue	600V* 20 to 10 AWG Min. 2 #20 Max. 1 #10 & 2 #12	600V* ,5mm ² to 6,0mm ² Min. 2-,5mm ² Max. 1-6,0mm ² w/2-4,0mm ²	Card of 2	30-060
				Card of 10	30-760
	Yellow			Box of 100	30-260
				Box of 1,000	30-360
64	Blue/Dk. Blue	600V* 18 to 8 AWG Min. 2 #18 Max. 3 #10	600V* ,75mm ² to 10,0mm ² Min. 2-,75mm ² Max. 3-6,0mm ²	Box of 1,000 (yellow)	30-360Y
				Card of 2	30-064
	Yellow			Card of 10	30-764
				Box of 50	30-264
		Box of 1,000	30-364		
			Box of 25 (yellow)	30-164Y	

*1,000V maximum in fixtures and signs



Dimensions (Inches/mm)

Model	A	B	C	D	E
61	3/16 (4,8)	5/16 (7,9)	21/32 (16,7)	13/32 (10,3)	29/32 (23,0)
62	9/32 (7,1)	1/2 (12,7)	15/16 (23,8)	19/32 (15,1)	1-11/32 (34,1)
63	3/8 (9,5)	19/32 (15,1)	1-1/16 (27,0)	23/32 (18,3)	1-19/32(40,5)
60	9/32 (7,1)	17/32 (13,5)	41/64 (16,2)	55/64 (22,0)	1-21/32 (42,0)
64	9/32 (7,1)	19/32 (15,1)	29/32 (23,0)	1-1/8 (28,6)	2-1/32 (51,6)

WARNING:

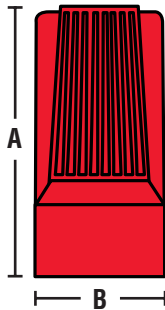
1. One time use only. Do not reuse.
2. Wiring must comply with all applicable electrical codes.
3. For use on copper wire only. Do not use on aluminum wire.
4. Not for use in continuous submersion applications.

B-CAP® Wire Connectors

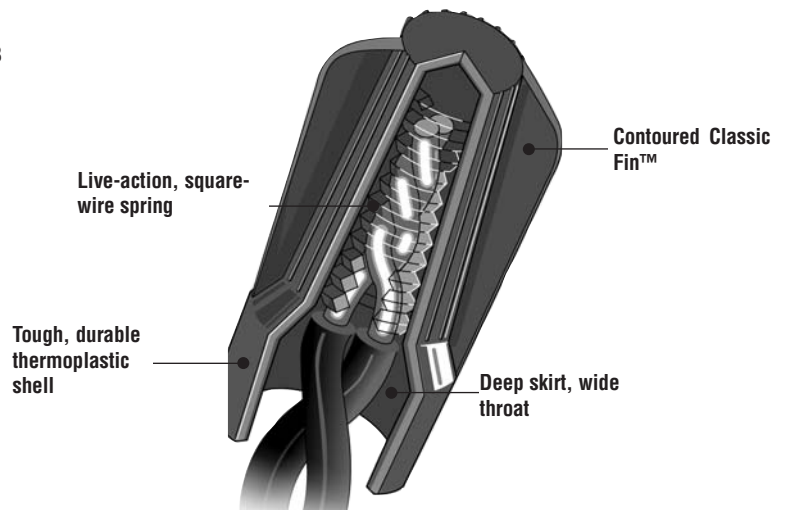
- Three color-coded models cover a full range of wire sizes from 22 AWG through 6 AWG
- Classic Fin™ design provides secure grip for extra leverage on maximum wire combinations
- Live-action spring expands to accept wire shape and size – no pre-twisting required
- Square-wire spring threads directly onto conductors for fast, secure connections
- Deep skirt protects against flash-over and turned-back strands for maximum dielectric protection
- Easily removed for repeat usage on same size or larger wire combinations
- Tough, UL 94V-2 flame-retardant shell rated at 105°C (221°F)
- Green-B® designed for making ground connections and bonding non-metallic sheathed cable
- UL 486C Listed (Green-B® UL 467 Listed) and CSA 22.2 #188 Certified; comply with Federal Specification -S-610E


Twist-on Wire Connectors

Dimensions (Inches / mm)



Model	A	B
B1	$\frac{31}{32}$ 24.5	$\frac{15}{32}$ 12
B2	$\frac{1-5}{32}$ 29.5	$\frac{9}{16}$ 14
B4	$\frac{1-1}{2}$ 38	$\frac{3}{4}$ 19
BGR	$\frac{1-5}{32}$ 29.5	$\frac{9}{16}$ 14



Model	Color	Wire Combination Range (Inches)	Wire Combination Range (mm)	Quantity / Package	Cat. No.
B1	Yellow	600V* 22 to 10 AWG Min. 2 #18 Max. 3 #12	600V* ,34mm ² to 6,0mm ² Min. 2-,75mm ² Max. 3-4,0mm ²	100 / Box	B1-1
				250 / Jar	B1-250JR
				500 / Jar	B1-500JR
				2,500 / Bucket (5 bags, 500 ea.)	B1-25
				10,000 / Keg (20 bags, 500 ea.)	B1-B
				Barrel of 25,000	B1-SK
B2	Red	600V* 22 to 8 AWG Min. 2 #18 Max. 5 #12	600V* ,34mm ² to 10,0mm ² Min. 2-,75mm ² Max. 5-4,0mm ²	100 / Box	B2-1
				350 / Jar	B2-350JR
				500 / Jar	B2-500JR
				2,500 / Bucket (5 bags, 500 ea.)	B2-25
				10,000 / Keg (20 bags, 500 ea.)	B2-B
				Barrel of 25,000	B2-SK
B4	Blue-Gray	600V* 14 to 6 AWG Min. 2 #12 Max. 2 #6	600V* 2,5mm ² to 16,0mm ² Min. 2-4,0mm ² Max. 2-16,0mm ²	50 / Box	B4-1
				1,000 / Bucket (4 bags, 250 ea.)	B4-25
				2,500 / Keg (10 bags, 250 ea.)	B4-B
				50 / Box	BGR-1
BGR	Green	14 to 10 AWG Min. 2 #14 Max. 5 #12	2,5mm ² to 6,0mm ² Min. 2-2,5mm ² Max. 5-4,0mm ²	2,500 / Bucket (10 bags, 250 ea.)	BGR-25
				5,000 / Keg (20 bags, 250 ea.)	BGR-B

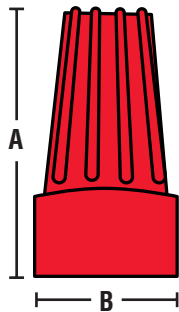
*1,000V maximum in fixtures and signs

WireTwist™ Wire Connectors

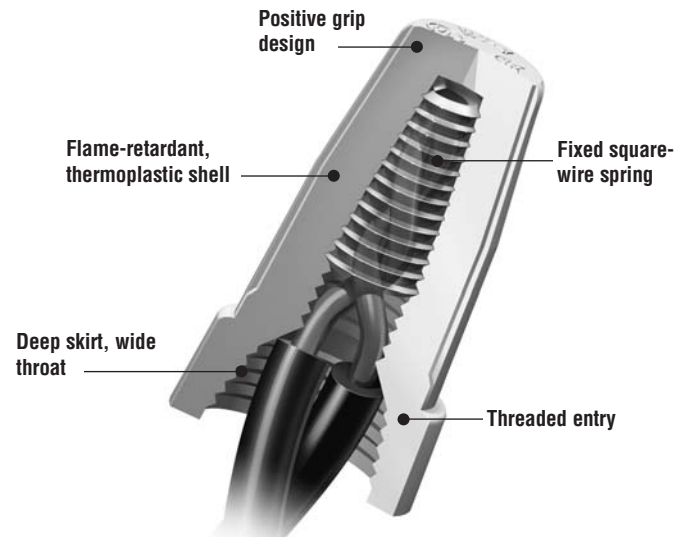
- Five color-coded models cover common construction wire ranges
- Ribbed cap provides positive grip for fast, easy installation
- Fixed, square-wire spring threads itself creating a secure pressure grip
- Deep, wide-throated skirt protects against flash-over and turned-back strands for maximum dielectric protection
- Tough, UL 94V-2 flame-retardant shell rated at 105°C (221°F)
- UL 486C Listed and CSA 22.2 #188 Certified



Dimensions (Inches / mm)



Model	A	B
WT1	$\frac{37}{64}$ 15	$\frac{21}{64}$ 8
WT2	$\frac{45}{64}$ 18	$\frac{25}{64}$ 10
WT3	$\frac{55}{64}$ 22	$\frac{7}{16}$ 11
WT4	$\frac{61}{64}$ 24	$\frac{35}{64}$ 14
WT6	$\frac{1-1}{16}$ 27	$\frac{21}{32}$ 17



Twist-on Wire Connectors

Model	Color	Wire Combination Range (Inches)	Wire Combination Range (mm)	Quantity / Package	BUCHANAN Cat. No.	IDEAL Cat. No.
WT1	Gray	300V 22 to 14 AWG Min. 3 #22 Max. 2 #16	300V ,34mm ² to 2,5mm ² Min. 3-,34mm ² Max. 2-1,5mm ²	100 / Box	WT1-1	30-WT1C
				500 / Bag	WT1-B	30-WT1B
				50,000 / Barrel	—	30-891
WT2	Blue	300V 22 to 14 AWG Min. 3 #20 Max. 3 #16	300V ,34mm ² to 2,5mm ² Min. 3-,50mm ² Max. 3-1,5mm ²	100 / Box	WT2-1	30-WT2C
				500 / Bag	WT2-B	30-WT2B
				50,000 / Barrel	—	30-892
WT3	Orange	600V* 22 to 14 AWG Min. 2 #18 Max. 2 #14	600V* ,34mm ² to 2,5mm ² Min. 2-,75mm ² Max. 2-2,5mm ²	100 / Box	WT3-1	30-WT3C
				500 / Bag	WT3-B	30-WT3B
				50,000 / Barrel	—	30-893
WT4	Yellow	600V* 22 to 10 AWG Min. 3 #20 Max. 2 #12	600V* ,75mm ² to 6,0mm ² Min. 3-,50mm ² Max. 2-4,0mm ²	100 / Box	WT4-1	30-WT4C
				500 / Bag	WT4-B	30-WT4B
				30,000 / Barrel	—	30-894
WT6	Red	600V* 20 to 8 AWG Min. 2 #14 Max. 4 #12	600V* ,50mm ² to 10,0mm ² Min. 2-2,5mm ² Max. 4-4,0mm ²	100 / Box	WT6-1	30-WT6C
				250 / Bag	WT6-B	30-WT6B
				20,000 / Barrel	—	30-896

*1,000V maximum in fixtures and signs

**Includes 5 each of WT1, WT2, WT3, WT4 and WT6 WireTwist™ Wire Connectors



WingTwist™ Wire Connectors

- Four color-coded models cover common construction wire ranges; green model designed for ground connections
- Unique contoured wing design acts as built-in wrench providing maximum torque with minimum effort
- Fixed, square-wire spring threads itself creating secure pressure grip
- Deep, wide-throated skirt protects against flash-over and turned-back strands for maximum dielectric protection
- Tough, UL 94V-2 flame retardant shell rated at 105°C (221°F)
- UL 486C Listed (WGR UL 467 Listed) and CSA C22.2 #188 Certified



Tough, flame-retardant shell

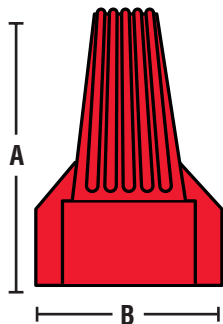
Fixed square-wire spring

Deep, wide skirt

Built-in contoured wings

Dimensions (Inches/mm)

Model	A	B
WT51	$\frac{1-1/32}{26}$	$\frac{23/32}{18}$
WT52	$\frac{1-1/4}{32}$	$\frac{29/32}{23}$
WT53	$\frac{1-5/16}{33}$	$\frac{1}{25}$
WT54	$\frac{1-9/16}{40}$	$\frac{1-15/64}{31}$
WGR	$\frac{1-5/32}{29.5}$	$\frac{7/8}{22}$



Twist-on Wire Connectors

Model	Color	Wire Combination Range (Inches)	Wire Combination Range (mm)	Quantity / Package	BUCHANAN Cat. No.	IDEAL Cat. No.
WT51	Yellow	600V* 18 to 10 AWG Min. 2 #18 Max. 3 #12	600V* ,75mm ² to 6,0mm ² Min. 2-,75mm ² Max. 3-4,0mm ²	100 / Box	WT51-1	30-WT51C
				500 / Bag	WT51-B	30-WT51B
				500 / Jar	WT51-500JR	30-WT51J
				25,000 / Barrel	WT51-SK	30-886
WT41	Tan	600V* 22 to 10 AWG Min. 2 #20 Max. 3 #10 Solid	600V* ,34mm ² to 6,0mm ² Min. 2-0,5mm ² Max. 3-6,0mm ²	100 / Box	WT41-1	30-WT41C
				500 / Bag	WT41-B	30-WT41B
				500 / Jar	WT41-500JR	30-WT41J
				25,000 / Barrel	WT41-SK	30-885
WT52	Red	600V* 18 to 10 AWG Min. 2 #14 Max. 5 #12	600V* ,75mm ² to 6,0mm ² Min. 2-2,5mm ² Max. 5-4,0mm ²	100 / Box	WT52-1	30-WT52C
				500 / Bag	WT52-B	30-WT52B
				500 / Jar	WT52-500JR	30-WT52J
				25,000 / Barrel	WT52-SK	30-887
WT54	Blue	600V* 14 to 6 AWG Min. 3 #12 Max. 2 #6	600V* 2,5mm ² to 16,0mm ² Min. 3-4,0mm ² Max. 2-16,0mm ²	50 / Box	WT54-1	30-WT54C
				100 / Bag	WT54-B	30-WT54B
WGR	Green	14 to 10 AWG Min. 2 #14 Max. 5 #12	2,5mm ² to 6,0mm ² Min. 2-2,5mm ² Max. 5-4,0mm ²	50 / Box	WGR-1	30-WGRC
				250 / Bag	WGR-B	30-WGRB
				500 / Jar	WGR-500JR	30-WGRJ
				25,000 / Barrel	WGR-SK	30-890
WT5	Assortment**	See WT51 & WT52 above	See WT51 & WT52 above	(75 Yellow, 75 Red)/Jar	WT5152JR	—

*1,000V maximum in fixtures and signs

**Includes 75 each of WT51 and WT52 WingTwist™ Wire Connectors